








SHENZHEN INCOMP GROUP TECHNOLOGY CO., LTD

Model	Dimension (mm)	Picture	LED Chip	LED Qty	Input Voltage	Operating Voltage	Power (W)	CCT(K)	Illuminance (H=1M LUX)	Brightness (LM)
LGI-C0606CWA	600*600			372pcs			39	CW: 5300-7000K	586	2000
LGI-C0606NWA								NW: 4000-5000K	546	1840
LGI-C0606WWA								WW: 2700-3300K	400	1754
LGI-C0606RGB										
LGI-C0303CWA	300*300			174pcs			19	CW: 5300-7000K	305	900
LGI-C0303NWA								NW: 4000-5000K	266	835
LGI-C0303WWA								WW: 2700-3300K	205	700
LGI-C0303RGB										
LGI-C0306CWA	300*600			240pcs			22	CW: 5300-7000K	350	1090
LGI-C0306NWA								NW: 4000-5000K	310	1050
LGI-C0306WWA								WW: 2700-3300K	230	845
LGI-C0306RGB										
LGI-C0312CWA								CW: 5300-7000K	462	2266

LGI-C0312NWA	300*1200		Epistar	100-240V	24V	39	NW: 4000-5000K	445	2056	
LGI-C0312WWA							WW: 2700-3300K	416	1972	
LGI-C0312RGB										
LGI-C0612CWA	600*1200					672pcs	74	CW: 5300-7000K	1042	3819
LGI-C0612NWA								NW: 4000-5000K	980	3300
LGI-C0612WWA						WW: 2700-3300K	917	2864		
LGI-C0612RGB										
LGI-C4520CWA	450*2000 (new launch)					762pcs	84	CW: 5300-7000K	985	4720
LGI-C4520NWA								NW: 4000-5000K	923	3864
LGI-C4520WWA								WW: 2700-3300K	860	3260
LGI-C0202CWA	200*200		90pcs	10	CW: 5300-7000K	140	800			
LGI-C0202NWA					NW: 4000-5000K	63	735			
LGI-C0202WWA					WW: 2700-3300K	35	600			
LGI-C0202RGB										
LGI-CR90CWA-Q	180*19		70pcs	10	CW: 5300-7000K	98	550			
LGI-CR90NWA-Q					NW: 4000-5000K	53	490			

LGI-CR90WWA-Q							WW: 2700-3300K	25	410
---------------	--	--	--	--	--	--	----------------	----	-----