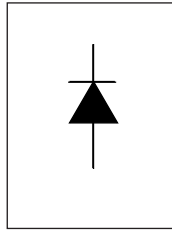


**FAST SOFT RECOVERY
RECTIFIER DIODE**



$V_F < 1.33V @ 10A$
 $t_{rr} = 80ns$
 $V_{RRM} 1000 \text{ to } 1200V$

Description/Features

The 10ETF..S fast soft recovery **QUIETIR** rectifier series has been optimized for combined short reverse recovery time and low forward voltage drop.

The glass passivation ensures stable reliable operation in the most severe temperature and power cycling conditions.

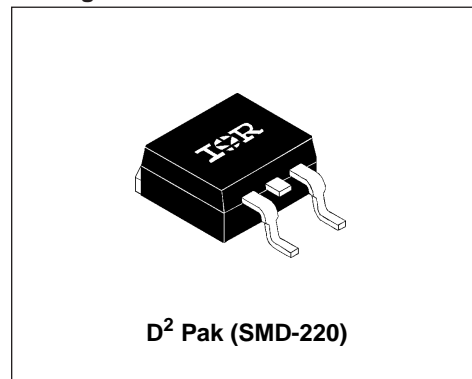
Typical applications are both:

- output rectification and freewheeling in inverters, choppers and converters
- and input rectifications where severe restrictions on conducted EMI should be met.

Major Ratings and Characteristics

Characteristics	10ETF..S	Units
$I_{F(AV)}$ Sinusoidal waveform	10	A
V_{RRM} range	1000 to 1200	V
I_{FSM}	160	A
$V_F @ 10A, T_J=25^\circ C$	1.33	V
$t_{rr} @ 1A, 100A/\mu s$	80	ns
T_J range	-40 to 150	$^\circ C$

Package Outline



10ETF..S QUIET^{IR} Series

Preliminary Data Sheet I2149 03/98

International
IR Rectifier

Voltage Ratings

Part Number	V_{RRM} , maximum peak reverse voltage V	V_{RSM} , maximum non repetitive peak reverse voltage V	I_{RRM} 150°C mA
10ETF10S	1000	1100	4
10ETF12S	1200	1300	

Absolute Maximum Ratings

Parameters	10ETF..S	Units	Conditions
$I_{F(AV)}$ Max. Average Forward Current	10	A	@ $T_C = 125^\circ\text{C}$, 180° conduction half sine wave
I_{FSM} Max. Peak One Cycle Non-Repetitive Surge Current	160	A	10ms Sine pulse, rated V_{RRM} applied
	185		10ms Sine pulse, no voltage reapplied
I^2t Max. I^2t for fusing	128	A^2s	10ms Sine pulse, rated V_{RRM} applied
	180		10ms Sine pulse, no voltage reapplied
$I^2\sqrt{t}$ Max. $I^2\sqrt{t}$ for fusing	1800	$A^2\sqrt{s}$	$t = 0.1$ to 10ms, no voltage reapplied

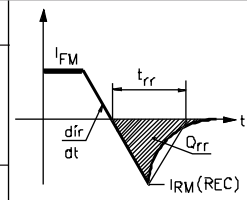
Electrical Specifications

Parameters	10ETF..S	Units	Conditions
V_{FM} Max. Forward Voltage Drop	1.33	V	@ 10A, $T_J = 25^\circ\text{C}$
r_t Forward slope resistance	22.9	$m\Omega$	$T_J = 150^\circ\text{C}$
$V_{F(TO)}$ Threshold voltage	0.96	V	
I_{RM} Max. Reverse Leakage Current	0.1	mA	$T_J = 25^\circ\text{C}$
	4		$T_J = 150^\circ\text{C}$

$V_R = \text{rated } V_{RRM}$

Recovery Characteristics

Parameters	10ETF..S	Units	Conditions
t_{rr} Reverse Recovery Time	310	ns	$I_F @ 10\text{Apk}$ @ 25A/μs @ 25°C
I_{rr} Reverse Recovery Current	4.7	A	
Q_{rr} Reverse Recovery Charge	1.05	μC	
S Typical Snap Factor	0.6		



Thermal-Mechanical Specifications

Parameters	10ETF..S	Units	Conditions
T_J Max. Junction Temperature Range	-40 to 150	°C	
T_{stg} Max. Storage Temperature Range	-40 to 150	°C	
R_{thJC} Max. Thermal Resistance Junction to Case	1.5	°C/W	DC operation
R_{thJA} Max. Thermal Resistance Junction to Ambient (PCB Mount)**	62	°C/W	
T_s Soldering Temperature	240	°C	
wt Approximate Weight	2 (0.07)	g (oz.)	
Case Style	D ² Pak (SMD-220)		

**When mounted on 1" square (650mm²) PCB of FR-4 or G-10 material 4 oz (140µm) copper 40°C/W
 For recommended footprint and soldering techniques refer to application note #AN-994

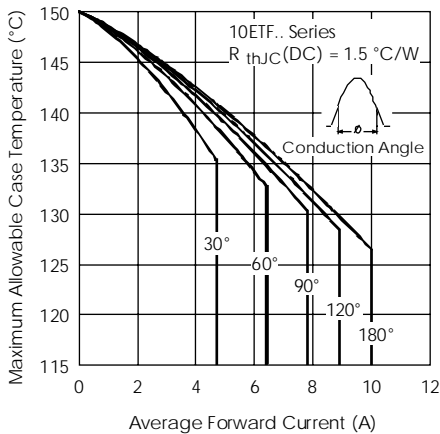


Fig. 1 - Current Rating Characteristics

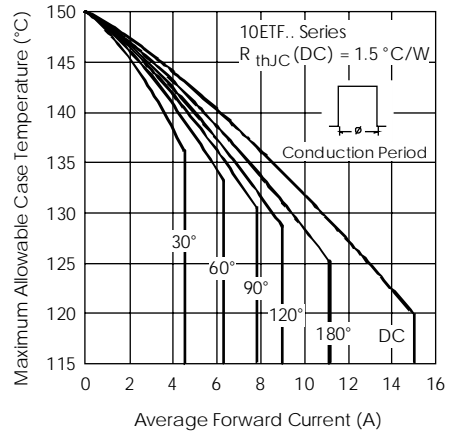


Fig. 2 - Current Rating Characteristics

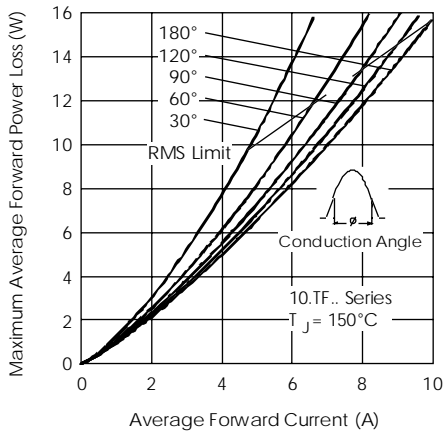


Fig. 3 - Forward Power Loss Characteristics

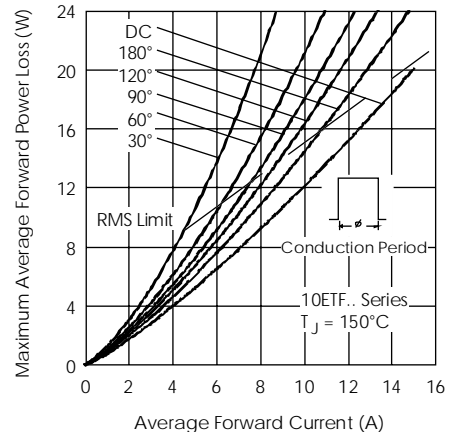


Fig. 4 - Forward Power Loss Characteristics

10ETF..S QUIETIR Series

Preliminary Data Sheet I2149 03/98

International
IR Rectifier

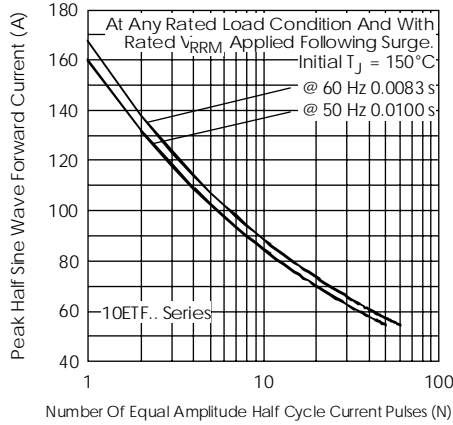


Fig. 5 - Maximum Non-Repetitive Surge Current

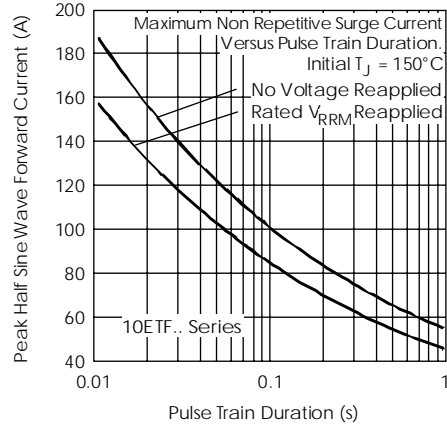


Fig. 6 - Maximum Non-Repetitive Surge Current

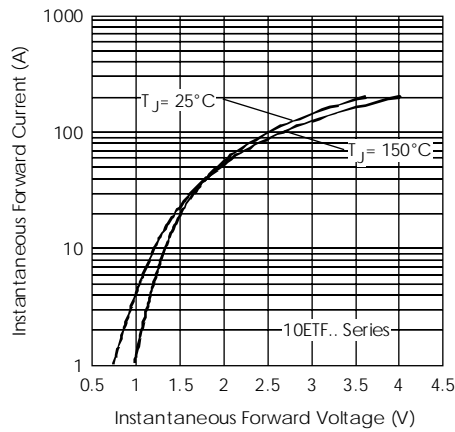


Fig. 7 - Forward Voltage Drop Characteristics

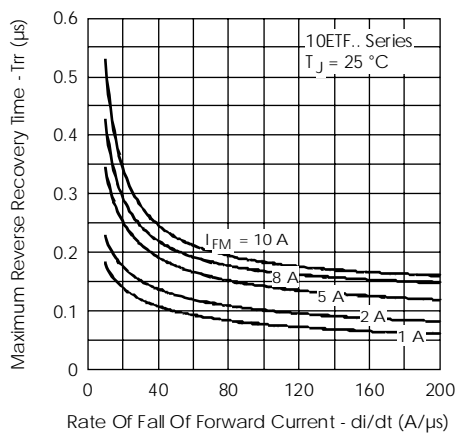


Fig. 8 - Recovery Time Characteristics, $T_J = 25^\circ\text{C}$

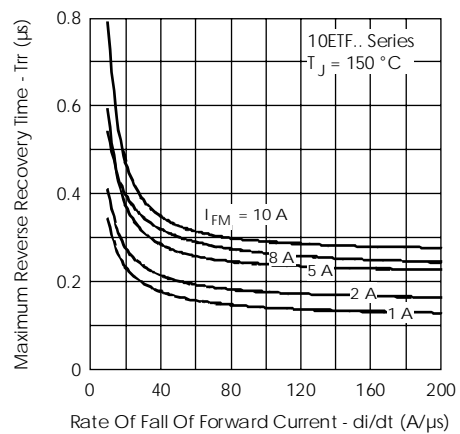


Fig. 9 - Recovery Time Characteristics, $T_J = 150^\circ\text{C}$

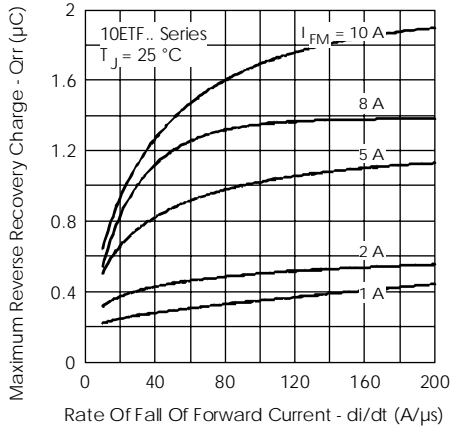


Fig. 10 - Recovery Charge Characteristics, $T_J = 25^\circ\text{C}$

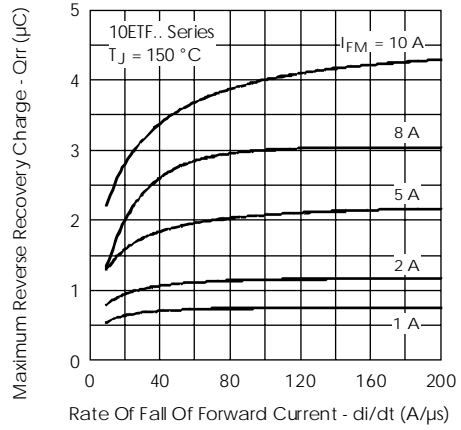


Fig. 11 - Recovery Charge Characteristics, $T_J = 150^\circ\text{C}$

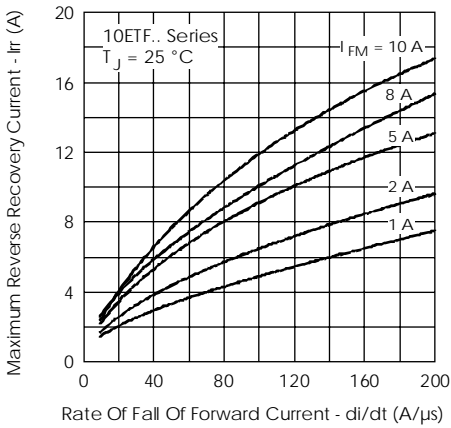


Fig. 12 - Recovery Current Characteristics, $T_J = 25^\circ\text{C}$

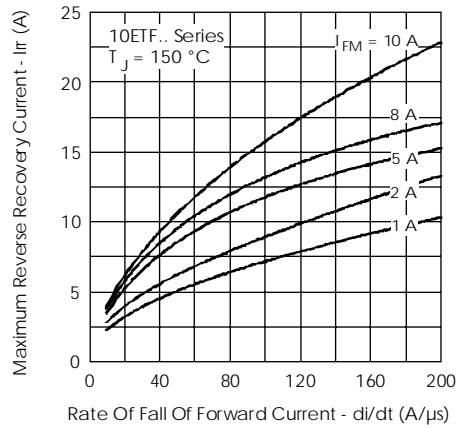


Fig. 13 - Recovery Current Characteristics, $T_J = 150^\circ\text{C}$

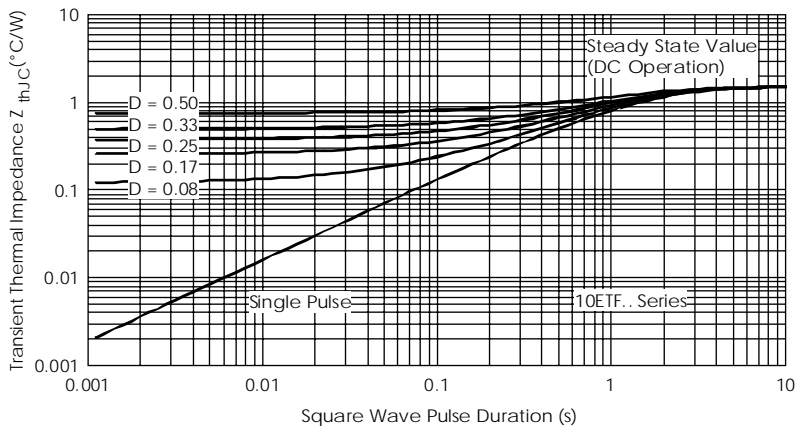


Fig. 14 - Thermal Impedance Z_{thJC} Characteristics

10ETF..S QUIET^{IR} Series

Preliminary Data Sheet I2149 03/98



Ordering Information Table

Device Code

10	E	T	F	12	S	TRL
①	②	③	④	⑤	⑥	⑦

- 1** - Current Rating
- 2** - Circuit Configuration: E = Single Diode
- 3** - Package: T = TO-220AC
- 4** - Type of Silicon: F = Fast Soft Recovery Rectifier
- 5** - Voltage code: Code x 100 = V_{RRM}
- 6** - S = TO-220 D²Pak (SMD-220) Version
- 7** - Tape and Reel Option

10 = 1000V
12 = 1200V

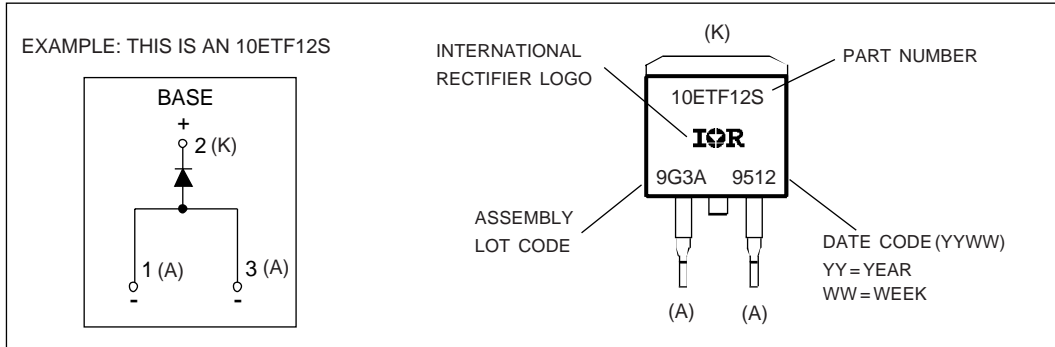
TRL = Left Reel
TRR = Right Orientation Reel

Outline Table

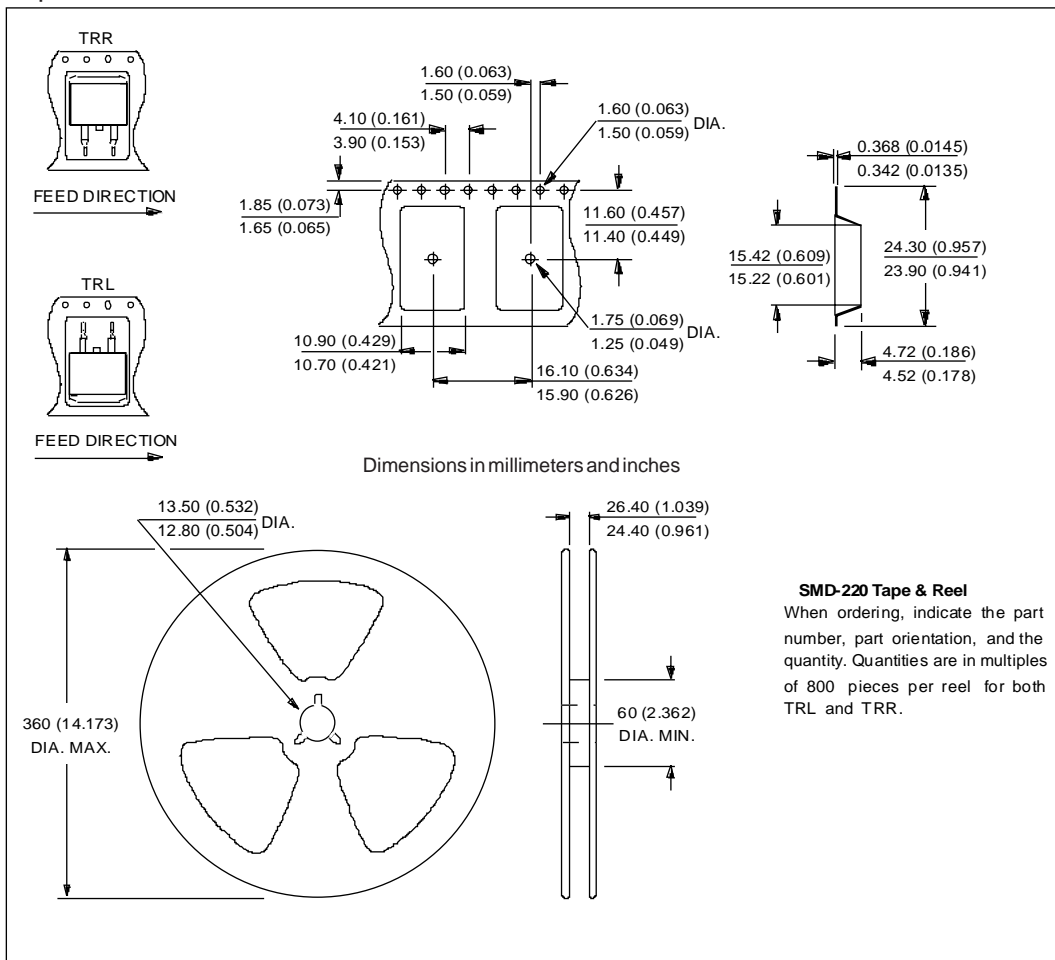
Dimensions in millimeters and inches

MINIMUM RECOMMENDED FOOTPRINT

Marking Information



Tape & Reel Information



10ETF..S *QUIETIR* Series

Preliminary Data Sheet I2149 03/98

International
IOR Rectifier

International
IOR Rectifier

WORLD HEADQUARTERS: 233 Kansas St., El Segundo, California 90245 U.S.A Tel: (310) 322-3331. Fax: (310) 322-3332.
EUROPEAN HEADQUARTERS: Hurst Green, Oxted, Surrey RH8 9BB, U.K. Tel: ++ 44 1883 732020. Fax: ++ 44 1883 733408.
IR CANADA: 7231 Victoria Park Ave., Suite #201, Markham, Ontario L3R 2Z8. Tel: (905) 475 1897. Fax: (905) 475 8801.
IR GERMANY: Saalburgstrasse 157, 61350 Bad Homburg. Tel: ++ 49 6172 96590. Fax: ++ 49 6172 965933.
IR ITALY: Via Liguria 49, 10071 Borgaro, Torino. Tel: ++ 39 11 4510111. Fax: ++ 39 11 4510220.
IR FAR EAST: K&H Bldg., 2F, 30-4 Nishi-Ikebukuro 3-Chome, Toshima-Ku, Tokyo, Japan 171 Tel: 81 3 3983 0086 Fax: 81 3 3983 0642.
IR SOUTHEAST ASIA: 315 Outram Road, # 10-02 Tan Boon Liat Building, SINGAPORE 0316. Tel: 65 221 8371. Fax: 65 221 8372.

<http://www.irf.com>

Fax-On-Demand: +44 1883 733420

Data and specifications subject to change without notice

03/98